

Travis A. Voyles
Secretary of Natural and Historic Resources

Matthew S. Wells
Director

Andrew W. Smith
Chief Deputy Director



Frank N. Stovall
*Deputy Director
for Operations*

Darryl Glover
*Deputy Director for
Dam Safety,
Floodplain Management and
Soil and Water Conservation*

Laura Ellis
*Deputy Director for
Administration and Finance*

COMMONWEALTH of VIRGINIA
DEPARTMENT OF CONSERVATION AND RECREATION

March 20, 2024

Date Received by DCR 3/14/2024

John W. Mason
Virginia Peninsula Community College-Hampton Campus
99 Thomas Nelson Drive
Hampton VA 23670

Your nutrient management plan (NMP) dated 3/14/2024 located in City of Hampton has been approved by the Virginia Department of Conservation and Recreation (DCR). The approved plan is for 23.3 acres. Only nutrient recommendations for applications to be made after the date of this letter are approved by this letter. Your NMP was written by Christy Smith, a nutrient management planner certified by DCR.

This site has not been inspected by DCR and this approval is contingent upon site conditions being as stated in the NMP. Any revisions to this plan must be approved by DCR. Any change in personnel resulting in a change to the plan manager should be reported to the Certified Nutrient Management Planner who will then make DCR aware. Please note that this letter should be kept with the NMP and supporting documentation including nutrient application records. This plan expires on 3/13/2027. Please feel free to contact me with any questions or concerns regarding this approval.

Best regards,

A handwritten signature in cursive script that reads "Anita Tuttle".

Anita Tuttle
Urban Nutrient Management Coordinator
Division of Soil and Water Conservation
600 East Main Street, 24th Floor
Richmond VA 23219
(804) 513-5958

Nutrient Management Plan

Virginia Peninsula CC/Hampton Campus

Prepared For:

John W. Mason
99 Thomas Nelson Drive
Hampton, VA 23670
757-825-3694

Prepared By:

Christy F. Smith
3160 Jacobia Lane
Cape Charles, VA 23310
757-678-6129

Certification Code: 297

Total Acreage: 23.3 acres

The purpose of this Nutrient Management Plan is to ensure minimum movement of nitrogen and phosphorus from the specified area of application to surface and groundwaters where they can potentially have a detrimental effect on water quality as well as ensuring that plants have optimum soil nutrient availability for good productivity and quality. By following this soil test based plan you are helping to protect local waters and the Chesapeake Bay.

If you have questions, please contact your plan writer, local Virginia Cooperative Extension



Nutrient Management Plan for: Virginia Peninsula CC/Hampton Campus

Landowner Information

Company Name	<i>Virginia Peninsula CC/Hampton Campus</i>
Customer Name	<i>John W. Mason</i>
Mailing Address	<i>99 Thomas Nelson Drive</i>
City State Zip	<i>Hampton, VA 23670</i>
Phone	<i>757-825-3694</i>
Email	<i>MasonJ@vpcc.edu</i>

Planners Informaiton

Planner Name	<i>Christy F. Smith</i>
Mailing Address	<i>3160 Jacobia Lane</i>
City State Zip	<i>Cape Charles, VA 23310</i>
Phone	<i>757-678-6129</i>
Fax	<i>757-331-3957</i>
Email	<i>christy@smithagronomic.com</i>
Certification Code	<i>297</i>

Location Information

Physical Address	<i>99 Thomas Nelson Drive</i>
City State Zip	<i>Hampton, VA 23670</i>
Coordinates	<i>37.063228</i>
Please Use NAD 83 Deg Min Sec	<i>-76.422549</i>
VAHU6 Watershed Code	<i>CB23</i>
County	<i>Hampton</i>

Square Footage

Total	<i>1,014,948 sq ft/23.3 acres</i>
Area 1	<i>574,992 sq ft</i>
Area 2	<i>439,956 sq ft</i>
Area 3	
Area 4	

Plan Start Date	<i>3/14/24</i>
Plan End Date	<i>3/13/27</i>

Planner Signature	<i>Christy F. Smith</i>
-------------------	-------------------------

Narrative

Virginia Peninsula Community College/Hampton is located on Thomas Nelson Drive north of I-64, near Big Bethel Road in Hampton. The site is seeded with fescue.

Currently 23.3 acres of turfgrass (1,014,948 square feet) receive nutrient applications. The acreage was measured by laser. The campus soil sample 1 showed low pH and 2 tons of lime is recommended. The agency must not apply nutrients at higher rates or more frequently than specified in the nutrient management plan.

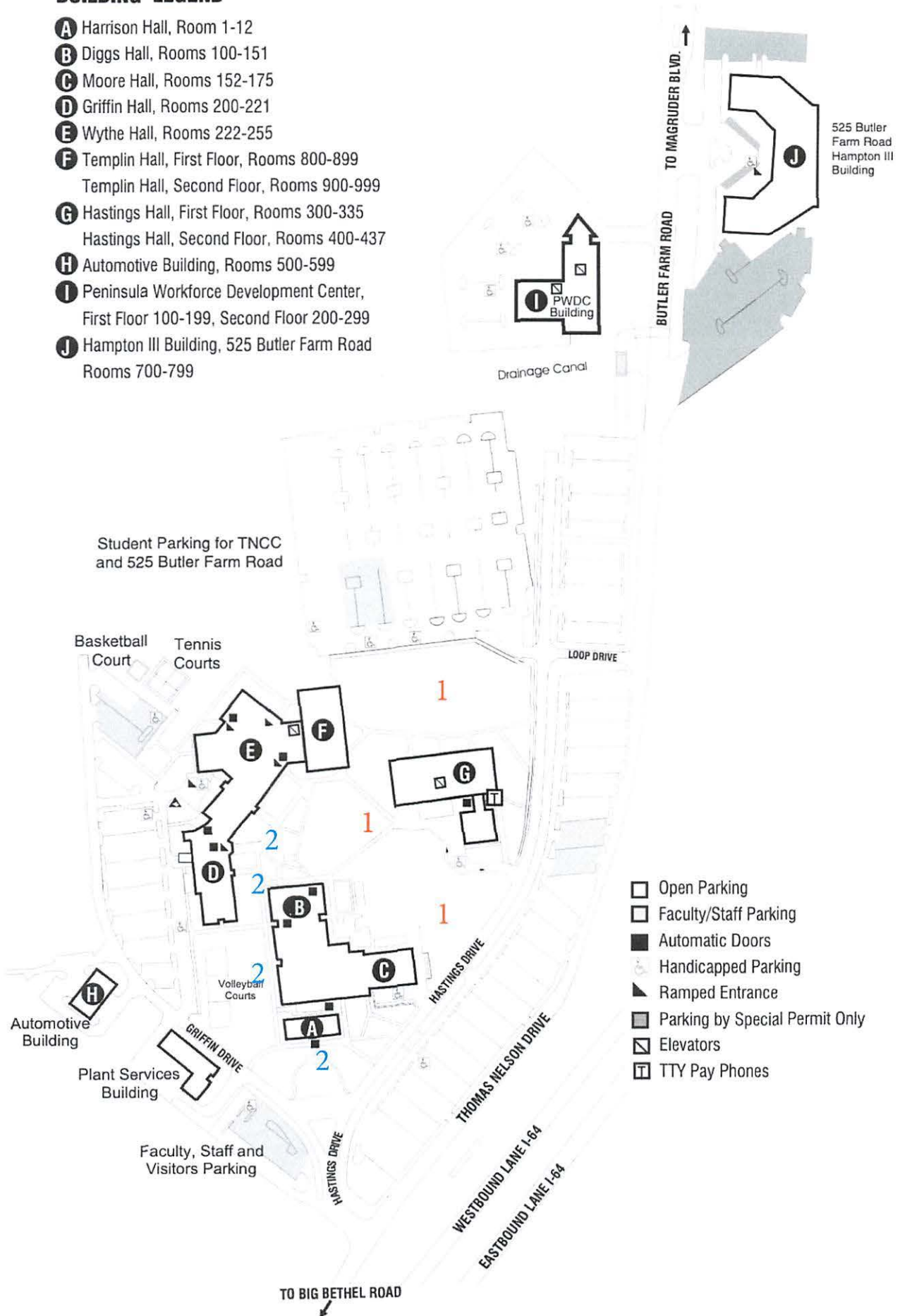
There are no environmentally sensitive sites located on campus.

Nutrient Applications are prohibited on frozen/snow covered ground.

Virginia Peninsula Community College agrees to comply with all requirements set forth in the Nutrient Management Training and Certification Regulations, 4VAC5-15-10 et seq., and to follow recommendations for turf fertilization and management as described in the attached Virginia Nutrient Management Standards and Criteria, Revised July 2014. This includes implementing the Department of Conservation and Recreation's approved Nutrient Management Plan and maintaining fertilization records. Soil testing is needed at least once every 3 years. This plan is effective for 3 years, expiring 3/13/2027 or until any major renovation or major changes to maintenance practices occur which effects the fertilized/lime areas.

BUILDING LEGEND

- A** Harrison Hall, Room 1-12
- B** Diggs Hall, Rooms 100-151
- C** Moore Hall, Rooms 152-175
- D** Griffin Hall, Rooms 200-221
- E** Wythe Hall, Rooms 222-255
- F** Templin Hall, First Floor, Rooms 800-899
Templin Hall, Second Floor, Rooms 900-999
- G** Hastings Hall, First Floor, Rooms 300-335
Hastings Hall, Second Floor, Rooms 400-437
- H** Automotive Building, Rooms 500-599
- I** Peninsula Workforce Development Center,
First Floor 100-199, Second Floor 200-299
- J** Hampton III Building, 525 Butler Farm Road
Rooms 700-799



Virginia Cooperative Extension

Soil Test Report

Questions? Contact:
Roanoke Office
 3738 Brambleton Ave., S.W.
 Roanoke, VA 24018-3639
 540-772-7524

Virginia Tech Soil Testing Laboratory
 145 Smyth Hall (0465)
 185 Ag Quad Ln
 Blacksburg, VA 24061
 www.soiltest.vt.edu

SEE NOTES:
1 3
 at www.soiltest.vt.edu under Report Notes

O
W
N
E
R

SMITHAG AND ENVIRONMENTAL
 3160 JACOBIA LN

 CAPE CHARLES, VA 23310

C
O
P
Y

SAMPLE HISTORY

Sample ID	Field ID	LAST CROP		LAST LIME APPLICATION		SOIL INFORMATION				
		Name	Yield	Months Prev.	Tons/Acre	SMU-1 %	SMU-2 %	SMU-3 %	Yield Estimate	Productivity Group
HAMP1	HAMPTON									III

LAB TEST RESULTS (see Note 1)

Analysis	P (lb/A)	K (lb/A)	Ca (lb/A)	Mg (lb/A)	Zn (ppm)	Mn (ppm)	Cu (ppm)	Fe (ppm)	B (ppm)	S.Salts (ppm)
Result	13	116	1016	266	3.4	5.0	0.2	57.2	0.2	
Rating	M-	M	M	VH	SUFF	SUFF	SUFF	SUFF	SUFF	

Analysis	Soil pH	Buffer Index	Est.-CEC (meq/100g)	Acidity (%)	Base Sat. (%)	Ca Sat. (%)	Mg Sat. (%)	K Sat. (%)	Organic Matter (%)
Result	5.3	5.84	7.1	46.8	53.2	35.7	15.4	2.1	

FERTILIZER AND LIMESTONE RECOMMENDATIONS

Crop: Native or Unimproved Pasture (42)

Lime, TONS/AC	
Amount	Type
3.75	AG

Fertilizer, lb/A		
N	P2O5	K2O
See Comment	90	80

635. No further crop response is expected when applying more than 2 to 3 T/A of lime in one application. Therefore, apply half of the total lime now, and the remainder in 6 to 12 months.

825. If stand contains less than 25 percent clover, apply 40-60 lbs N/A.

131. If additional production is needed later on, apply 40 to 60 lbs/A of N during the grazing season. If you are planning to overseed a legume into the stand, omit the N recommendation.

123. P2O5 and K2O recommendations are for single applications made every 3 to 4 years. After this time, soils should be re-tested.

991. "Explanation of Soil Tests, Note 1" and other referenced notes are viewable at www.soiltest.vt.edu under Report Notes.

Virginia Cooperative Extension

Soil Test Report

Questions? Contact:
Roanoke Office
 3738 Brambleton Ave., S.W.
 Roanoke, VA 24018-3639
 540-772-7524

Virginia Tech Soil Testing Laboratory
 145 Smyth Hall (0465)
 185 Ag Quad Ln
 Blacksburg, VA 24061
www.soiltest.vt.edu

SEE NOTES:
1 3
 at www.soiltest.vt.edu under Report Notes

O
W
N
E
R

SMITHAG AND ENVIRONMENTAL
 3160 JACOBIA LN

 CAPE CHARLES, VA 23310

C
O
P
Y

SAMPLE HISTORY

Sample ID	Field ID	LAST CROP		LAST LIME APPLICATION		SOIL INFORMATION				
		Name	Yield	Months Prev.	Tons/Acre	SMU-1 %	SMU-2 %	SMU-3 %	Yield Estimate	Productivity Group
HAMP2	HAMPTON									III

LAB TEST RESULTS (see Note 1)

Analysis	P (lb/A)	K (lb/A)	Ca (lb/A)	Mg (lb/A)	Zn (ppm)	Mn (ppm)	Cu (ppm)	Fe (ppm)	B (ppm)	S.Salts (ppm)
Result	110	186	2176	335	2.7	5.7	0.3	82.4	0.3	
Rating	H+	H-	VH	VH	SUFF	SUFF	SUFF	SUFF	SUFF	

Analysis	Soil pH	Buffer Index	Est.-CEC (meq/100g)	Acidity (%)	Base Sat. (%)	Ca Sat. (%)	Mg Sat. (%)	K Sat. (%)	Organic Matter (%)
Result	6.3	6.26	7.9	10.6	89.5	68.9	17.5	3.0	

FERTILIZER AND LIMESTONE RECOMMENDATIONS

Crop: Native or Unimproved Pasture (42)

Lime, TONS/AC	
Amount	Type
0	

Fertilizer, lb/A		
N	P2O5	K2O
See Comment	0	0

825. If stand contains less than 25 percent clover, apply 40-60 lbs N/A.

131. If additional production is needed later on, apply 40 to 60 lbs/A of N during the grazing season. If you are planning to overseed a legume into the stand, omit the N recommendation.

123. P2O5 and K2O recommendations are for single applications made every 3 to 4 years. After this time, soils should be re-tested.

991. "Explanation of Soil Tests, Note 1" and other referenced notes are viewable at www.soiltest.vt.edu under Report Notes.

Standards and Criteria

Section VI. Turfgrass Nutrient Recommendations for Home Lawns, Office Parks, Public Lands and Other Similar Residential/Commercial Grounds

Definitions

For the purposes of this section, the following definitions, as presented by the Association of American Plant Food Control Officials (AAPFCO), apply:

“Enhanced efficiency fertilizer” describes fertilizer products with characteristics that allow increased plant nutrient availability and reduce the potential of nutrient losses to the environment when compared to an appropriate reference product.

“Slow or controlled release fertilizer” means a fertilizer containing a plant nutrient in a form which delays its availability for plant uptake and use after application, or which extends its availability to the plant significantly longer than a reference “rapidly available nutrient fertilizer” such as ammonium nitrate, urea, ammonium phosphate or potassium chloride. A slow or controlled release fertilizer must contain a minimum of 15 percent slowly available forms of nitrogen.

“Water soluble nitrogen”, “WSN” and “readily available nitrogen” means: Water soluble nitrogen in either ammonical, urea, or nitrate form that does not have a controlled release, or slow response.

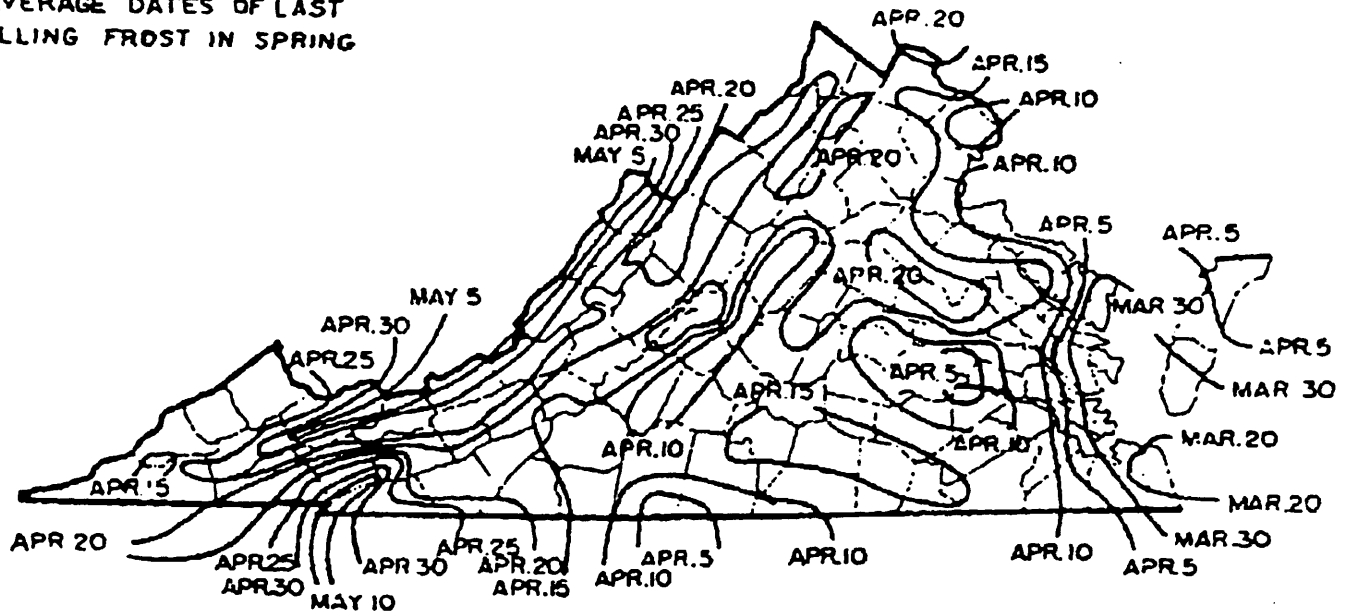
Recommended Season of Application For Nitrogen Fertilizers - Applies to all Turf

A nitrogen fertilization schedule weighted toward fall application is recommended and preferred for agronomic quality and persistence of cool season turfgrass; however, the acceptable window of applications is much wider than this for nutrient management. The nutrient management recommended application season for nitrogen fertilizers to cool season turfgrasses begins six weeks prior to the last spring average killing frost date and ends six weeks past the first fall average killing frost date (see Figures 6-1 & 6-2). Applications of nitrogen during the intervening late fall and winter period should be avoided due to higher potential leaching or runoff risk, but where necessary, apply no more than 0.5 pounds per 1,000 ft² of water soluble nitrogen within a 30 day period. Higher application rates may be used during this late fall and winter period by using materials containing slowly available sources of nitrogen, if the water soluble nitrogen contained in the fertilizer does not exceed the recommended maximum of 0.5 pounds per 1,000 ft² rate. Do not apply nitrogen or phosphorus fertilizers when the ground is frozen.

The acceptable nitrogen fertilizer application season for non-overseeded warm season turfgrass begins no earlier than the last spring average killing frost date and ends no later than one month prior to the first fall average killing frost date (see Figures 6-1 & 6-2).

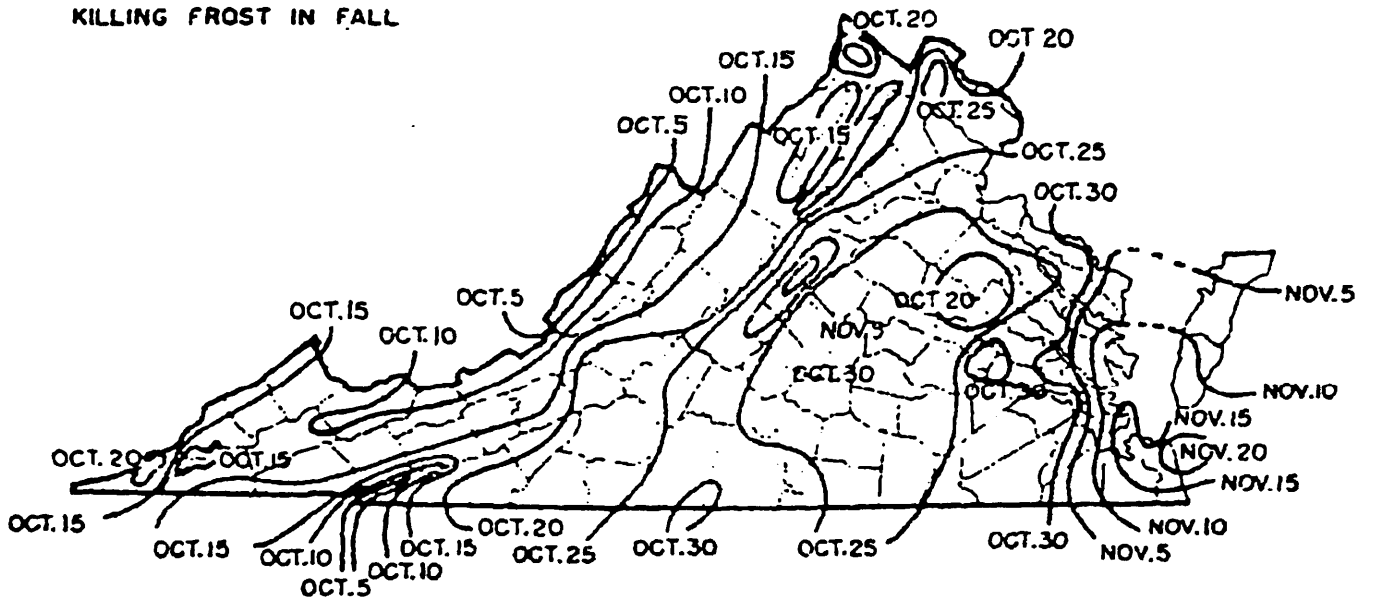
VIRGINIA

AVERAGE DATES OF LAST
KILLING FROST IN SPRING



VIRGINIA

AVERAGE DATES OF FIRST
KILLING FROST IN FALL



Per Application Rates

Do not apply more than 0.7 pounds of water soluble nitrogen per 1,000 ft² within a 30 day period. For cool season grasses, do not apply more than 0.9 pounds of total nitrogen per 1,000 ft² within a 30 day period. For warm season grasses, do not apply more than 1.0 pounds of total nitrogen per 1,000 ft² within a 30 day period. Lower per application rates of water soluble nitrogen sources or use of slowly available nitrogen sources should be utilized on very permeable sandy soils, shallow soils over fractured bedrock, or areas near water wells.

Annual Application Rates for Home Lawns and Commercial Turf

Up to 3.5 pounds per 1,000 ft² of nitrogen may be applied annually to cool season grass species or up to 4 pounds per 1,000 ft² may be applied annually to warm season grass species using 100 percent water soluble nitrogen sources. Lower rates of nitrogen application may be desirable on those mature stands of grasses that require less nitrogen for long-term quality. As a result, lower application rates will probably be more suited to the fine leaf fescues (hard fescue, chewings fescue, creeping red fescue, and sheep fescue) and non-overseeded zoysiagrass. Lower rates should also be used on less intensively managed areas.

Use of Slowly Available Forms of Nitrogen

For slow or controlled release fertilizer sources, or enhanced efficiency fertilizer sources, no more than 0.9 pounds of nitrogen per 1,000 ft² may be applied to cool season grasses within a 30 day period and no more than 1.0 pounds of nitrogen per 1,000 ft² may be applied to warm season grasses within a 30 day period. Provided the fertilizer label guarantees that the product can be used in such a way that it will not release more than 0.7 pounds of nitrogen per 1,000 ft² in a 30 day period, no more than 2.5 pounds of nitrogen per 1,000 ft² may be applied in a single application. Additionally, total annual applications shall not exceed 80 percent of the annual nitrogen rates for cool or warm season grasses.

Phosphorus and Potassium Nutrient Needs (Established Turf)

Apply phosphorus (P₂O₅) and potassium (K₂O) fertilizers as indicated necessary by a soil test using the following guidelines:

<u>Soil Test Level</u>	<u>Nutrient Needs (lbs /1000 ft²)*</u>	
	<u>P₂O₅</u>	<u>K₂O</u>
L	2-3	2-3
M	1-2	1-2
H	0.5-1	0.5-1
VH	0	0

* For the lower soil test level within a rating, use the higher side of the range and for higher soil test level within a rating use the lower side of the recommendation range. (For example the recommendation for a P₂O₅ soil test level of L- would be 3 pounds per 1,000 ft².)

Do not use high phosphorus ratio fertilizers such as 10-10-10 or 5-10-10, unless soil tests indicate phosphorus availability below the M+ level.

Recommendations for Establishment of Turf

These recommendations are for timely planted turfgrass, that is, the seed or vegetative material (sod, plugs, and /or sprigs), are planted at a time of the year when temperatures and moisture are adequate to maximize turfgrass establishment. These recommended establishment periods would be late summer to early fall for cool-season turfgrasses and late spring through mid-summer for warm-season turfgrasses.

Nitrogen Applications

At the time of establishment, apply no more than 0.9 pounds per 1,000 ft² of total nitrogen for cool season grasses or 1.0 pounds per 1,000 ft² of total nitrogen for warm season grasses, using a material containing slowly available forms of nitrogen, followed by one or two applications beginning 30 days after planting, not to exceed a total of 1.8 pounds per 1,000 ft² total for cool season grasses and 2.0 pounds per 1,000 ft² for warm season grasses for the establishment period. Applications of WSN cannot exceed more than 0.7 pounds per 1,000 ft² within a 30 day period.

Phosphorus and Potassium Recommendations for Establishment

<u>Soil Test Level</u>	<u>Nutrient Needs (lbs /1000 ft²) *</u>	
	<u>P₂O₅</u>	<u>K₂O</u>
L	3-4	2-3
M	2-3	1-2
H	2-1	0.5-1
VH	0	0

* For the lower soil test level within a rating, use the higher side of the range and for higher soil test level within a rating use the lower side of the recommendation range.

